


# DEI SNAPSHOT 2022-23

# GENDER OF MEMBERSHIP


## ROTARY



## ROTARACT



## GENDER PARITY TIMELINE



Rotaract has achieved gender parity. If current trends continue, Rotary will not achieve gender parity until 2050.

What steps can we take to close this gap?

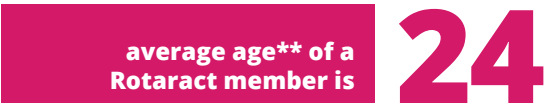
\*1% not given  
\*\*8% not given

# AGE OF MEMBERSHIP

## ROTARY



## ROTARACT



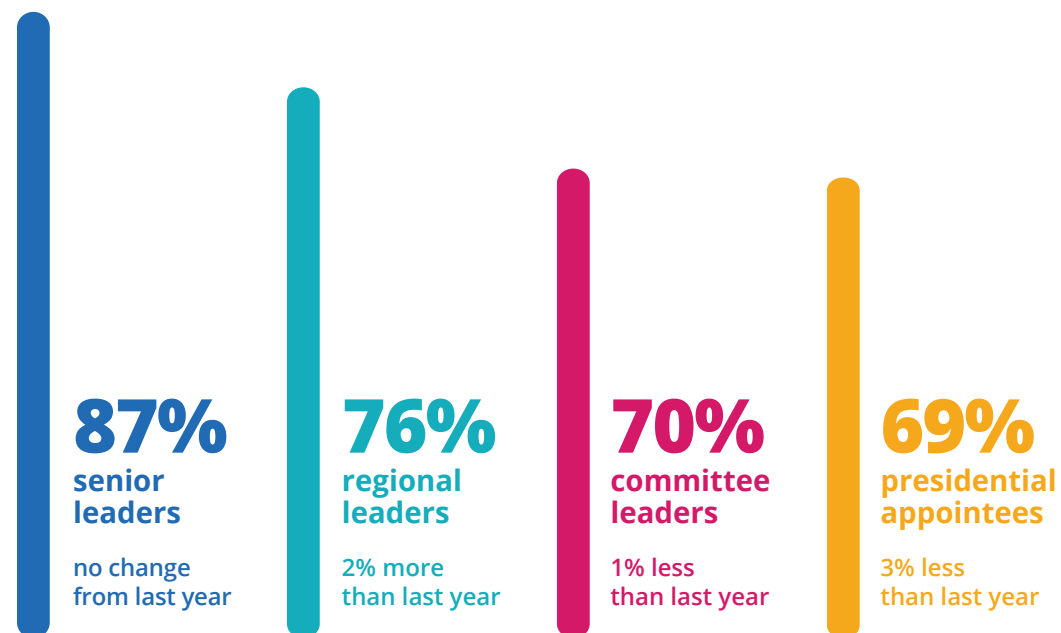
A majority of Rotary and Rotaract members are introduced to their club through a friend or colleague. Most personal networks though are comprised of people who are similar in age.

How can we be more inclusive and welcome members of different generations and experiences?

\*24% not given  
\*\*60% not given

# AGE OF ROTARY LEADERS

## PERCENTAGE OF LEADERS OVER THE AGE OF 60\*



Rotary's senior leaders are responsible for appointing members to key leadership positions. Because these positions are appointment-based, those with robust networks have a significant advantage of being named a Rotary leader, regardless of their knowledge or skills.

**What steps can we take to include younger members in our leadership?**

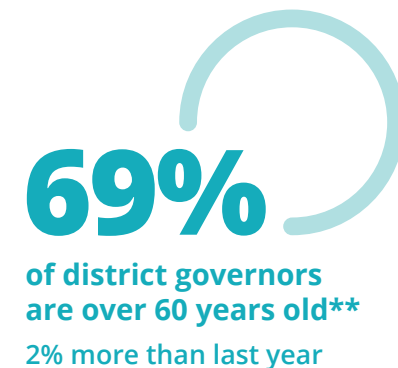
\*30% not given

## DISTRICT GOVERNORS



Many Rotary leadership roles require you to first be a district governor. The amount of responsibility and the time commitment required though leads some members to believe that this role is best suited for those who are retired, which may be why 69% of district governors are over 60 years old.

**What steps could we take to make the district governor role more manageable and more appealing to all members?**



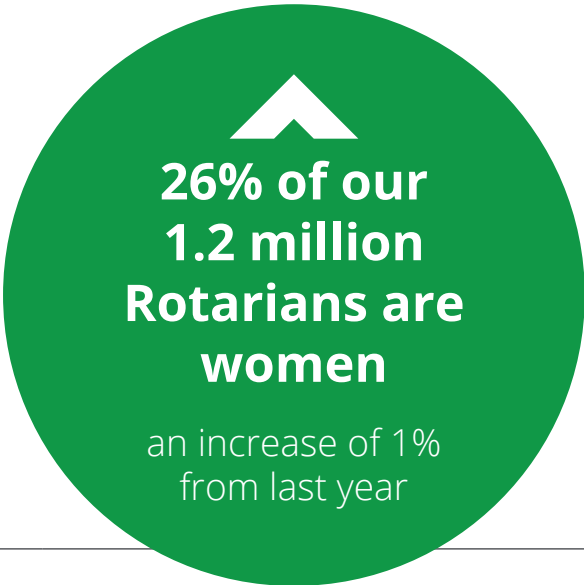
\*\*6% not given

# WOMEN IN LEADERSHIP POSITIONS BY ROLE

## PERCENTAGE POINT CHANGES FROM 2022 TO 2023

Many Rotary leadership roles require you to first be a district governor. In fact, 85% of members who serve as a committee, regional, or senior leader or received a presidential appointment were once district governors. This requirement though limits who can be a senior leader within the district, region, and organization.

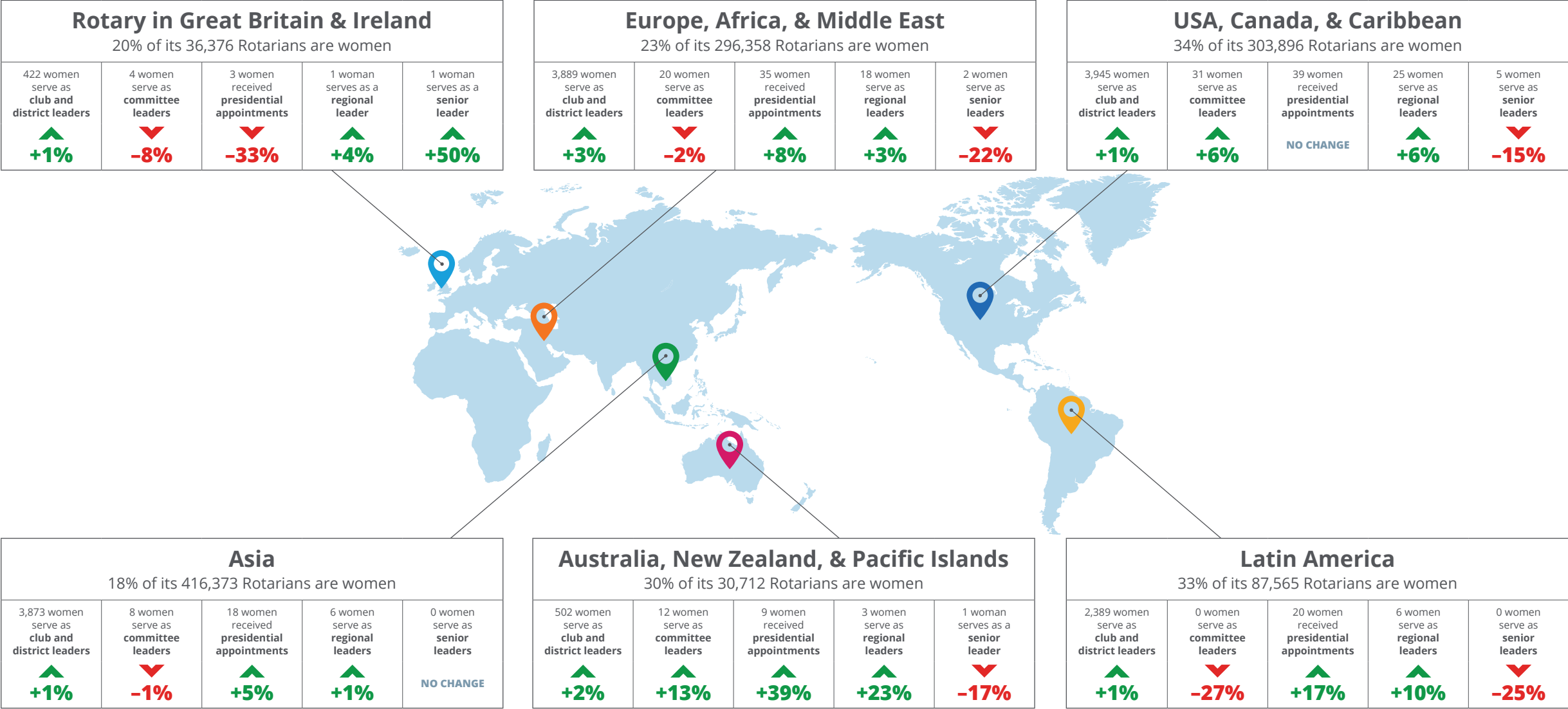
What barriers can we remove that would encourage more women to become Rotary leaders?



Rotary						
26% of our 1.2 million Rotarians are women, an increase of 1% from last year						
3,683 Rotaract club presidents are women	11,195 Rotary club presidents are women	142 district governors are women	75 women serve as Rotary International, Rotary Foundation, and joint committee leaders	124 women received presidential appointments	59 women serve as regional leaders	9 women serve as senior leaders
Members could only identify as male or female. 1,002 members did not choose a gender.	Members could only identify as male or female. 135 members did not choose a gender.			Includes district conference president's representatives, RI representatives to the United Nations, and training leaders	Includes Rotary coordinators, Rotary public image coordinators, regional Rotary Foundation coordinators, Endowment/Major gifts advisers, and End Polio Now coordinators	Includes director, trustee, and member of the Nominating Committee for President
+1%	+1%	+3%	+1%	+8%	+5%	-10%

# WOMEN IN LEADERSHIP POSITIONS BY CONTINENT

PERCENTAGE POINT CHANGES FROM 2022 TO 2023



# WOMEN IN LEADERSHIP POSITIONS BY REGION

PERCENTAGE POINT CHANGES FROM 2022 TO 2023

Philippines				
35% of its 26,444 Rotarians are women				
638 women serve as club and district leaders	1 woman serves as a committee leader	1 woman received a presidential appointment	1 woman serves as a regional leader	0 women serve as senior leaders
<div>▲</div> <div>+3%</div>	NO CHANGE	<div>▲</div> <div>+3%</div>	NO CHANGE	NO CHANGE



Australia, New Zealand & Pacific Islands				
30% of its 30,712 Rotarians are women				
502 women serve as club and district leaders	12 women serve as committee leaders	9 women received presidential appointments	3 women serve as regional leaders	1 woman serves as a senior leader
<div>▲</div> <div>+2%</div>	<div>▲</div> <div>+13%</div>	<div>▲</div> <div>+39%</div>	<div>▲</div> <div>+23%</div>	<div>▼</div> <div>-17%</div>

# WOMEN IN LEADERSHIP POSITIONS BY REGION

PERCENTAGE POINT CHANGES FROM 2022 TO 2023

USA & Canada				
34% of its 297,260 Rotarians are women				
3,767 women serve as club and district leaders	31 women serve as committee leaders	39 women received presidential appointments	25 women serve as regional leaders	5 women serve as senior leaders
▲ +2%	▲ +5%	▼ -1%	▲ +6%	▼ -14%

Caribbean Islands				
41% of its 6,636 Rotarians are women				
178 women serve as club and district leaders	0 women serve as committee leaders	0 women received presidential appointments	0 women serve as regional leaders	0 women serve as senior leaders
NO CHANGE	NO CHANGE	NO CHANGE	NO CHANGE	NO CHANGE



Latin America				
33% of its 87,565 Rotarians are women				
2,389 women serve as club and district leaders	0 women serve as committee leaders	20 women received presidential appointments	6 women serve as regional leaders	0 women serve as senior leaders
▲ +2%	▼ -27%	▲ +17%	▲ +10%	▼ -25%

# WOMEN IN LEADERSHIP POSITIONS BY REGION

PERCENTAGE POINT CHANGES FROM 2022 TO 2023

Great Britain & Ireland 20% of its 36,376 Rotarians are women				
422 women serve as club and district leaders	4 women serve as committee leaders	3 women received presidential appointments	1 woman serves as a regional leader	1 woman serves as a senior leader
▲ +1%	▼ -8%	▼ -33%	▲ +4%	▲ +50%

Central & Eastern Europe 25% of its 20,338 Rotarians are women				
396 women serve as club and district leaders	0 women serve as committee leaders	1 woman received a presidential appointment	0 women serve as regional leaders	0 women serve as senior leaders
▲ +1%	NO CHANGE	▲ +25%	NO CHANGE	NO CHANGE



Western Europe 20% of its 223,493 Rotarians are women				
2,156 women serve as club and district leaders	8 women serve as committee leaders	24 women received presidential appointments	11 women serve as regional leaders	1 woman serves as a senior leader
▲ +3%	▼ -9%	▲ +13%	▲ +3%	▼ -25%



# WOMEN IN LEADERSHIP POSITIONS BY REGION

PERCENTAGE POINT CHANGES FROM 2022 TO 2023

India				
15% of its 166,098 Rotarians are women				
1,418 women serve as club and district leaders	1 woman serves as a committee leader	5 women received presidential appointments	2 women serve as regional leaders	0 women serve as senior leaders
↑ <b>+3%</b>	↑ <b>+9%</b>	↑ <b>+2%</b>	↑ <b>+4%</b>	NO CHANGE

Korea				
23% of its 64,983 Rotarians are women				
499 women serve as club and district leaders	1 woman serves as a committee leader	1 woman received a presidential appointment	0 women serve as regional leaders	0 women serve as senior leaders
↑ <b>+4%</b>	↑ <b>+13%</b>	↓ <b>-9%</b>	NO CHANGE	NO CHANGE



Central & Southeast Asia				
26% of its 76,364 Rotarians are women				
1,091 women serve as club and district leaders	5 women serve as committee leaders	6 women received presidential appointments	2 women serve as regional leaders	0 women serve as senior leaders
↑ <b>+1%</b>	↓ <b>-7%</b>	↑ <b>+20%</b>	↑ <b>+1%</b>	NO CHANGE

Japan				
7% of its 82,484 Rotarians are women				
227 women serve as club and district leaders	0 women serve as committee leaders	5 women received presidential appointments	1 woman serves as a regional leader	0 women serve as senior leaders
NO CHANGE	↓ <b>-10%</b>	↑ <b>+8%</b>	NO CHANGE	NO CHANGE

# WOMEN IN LEADERSHIP POSITIONS BY REGION

PERCENTAGE POINT CHANGES FROM 2022 TO 2023



Middle East & North Africa				
36% of its 14,876 Rotarians are women				
467 women serve as club and district leaders	2 women serve as committee leaders	1 woman received a presidential appointment	2 women serve as regional leaders	0 women serve as senior leaders
▲ +3%	▲ +19%	▼ -7%	▲ +10%	NO CHANGE

Sub-Saharan Africa				
36% of its 37,651 Rotarians are women				
870 women serve as club and district leaders	10 women serve as committee leaders	9 women received presidential appointments	5 women serve as regional leaders	1 woman serves as a senior leader
▲ +5%	▼ -3%	NO CHANGE	▲ +3%	▼ -67%